

MOON SL

LITENET presents the beautiful dot free Moon SL Range of luminaires that are Architecturally designed for surface mounted or suspended applications. The Moon SL range uses the latest SMD LED technology that is efficient over 94lm/w and high in CRI. This light fitting is widely used in projects with general lighting applications for health care, aged care, education or in commercial fit out. This is a surface mounted or suspended luminaire. The LITENET moon range is slim lined and has a dot free captive opal diffuser.

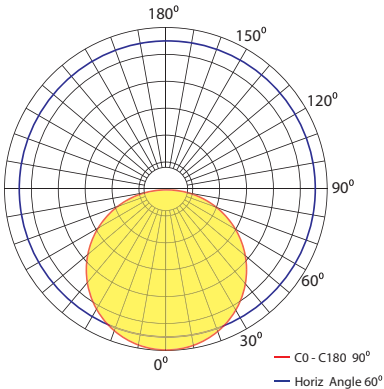
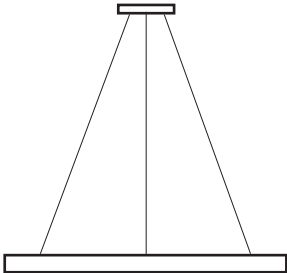
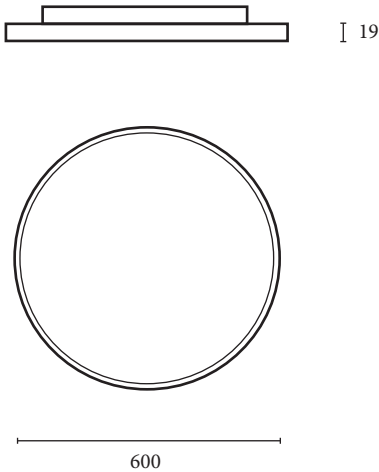
The Moon Range is available with Non-dimmable ECG as a standard LED Driver / DALI dimmable driver is optional. CRI90 is also available upon request.

Mounting accessories
Suspension kit

50,000hour L80 5 year warranty



- SMD LED 3000K / 4000K
- 36VDC
- 10-10V, DALI



Power	30W	40W
LED	SMD	SMD
Luminous flux 3K	2654lm	3538 lm
Luminous flux 4K	2840m	3786 lm
Dimensions	600mm x 19mm	600mm x 19mm
Colour	White or Black	White or Black
Beam angles	90°	90°
CRI	80	80
3000K Part No	MOON6 SL30803	MOON6 SL40803
4000K Part No	MOON6 SL30804	MOON6 SL40804